






Customer Support

| Description | Contacts |
|----------------------------------------------------|-----------------------------------------------------------------------------------|
| Customer Product Support, Service & Repairs | Australia: 1800 061 046 9:00am AEST – 5:00pm AEST New Zealand: 0800 501 511 |

Store Support

| Description | Contacts |
|-------------------------------------------------|-----------------------------------------------------------------------------------------------------------------------------------------------------------------------|
| Store Product Support, Service & Repairs | Australia: 1800 119 481 Aus_pts@Bose.com 8:00am AEST – 6:00pm AEST New Zealand: 0800 895 061 |
| Stock Availability, Orders & Delivery Enquiries | Australia: 1300 368 436 Order_Management_ANZ@Bose.com 8:00am AEST – 6:00pm AEST New Zealand: 0800 705 500 |

| Troubleshoot Fault | Display | Log | Product | Display Fault | Training |
|------------------------------------------------------------------------------------------------------------------------------------------|---------|---------------------------------------------------------------------------------------------------------------------------------------|---------|----------------------------------------------------------------------------------------------------------------------------------------|----------|
| Click or Scan the QR code:  TROUBLESHOOT | | Click or Scan the QR code:  LOG FAULT | | Click or Scan the QR code:  TRAINING | |